

# FASERFIX POINT KS

Durable point drainage for public and commercial areas.





**Kaufland Car Park,  
Sofia, Bulgaria**



# FASERFIX POINT KS

Durable point drainage for public and commercial areas.

## 1 Requirements

- draining away surface water at a specific point for reasons of building layout and topography.
- the system to be used must be able to permanently withstand the expected traffic.
- point drainage should be integrated harmoniously into the surrounding surface finish.

## 2 Application areas

- yards
- squares and parking areas in commercial and private areas



## 3 Solution

FASERFIX POINT KS trash boxes

- are made of fibre-reinforced concrete
- are tested according to DIN EN 124
- are protected by a galvanised steel angle housing all round.
- gratings are securely locked to the base box using the SIDE-LOCK boltless locking system
- are equipped with a sludge trap in galvanised steel or PP.

## 4 Additional applications

- point inlet: can be installed with different construction heights
- trash box: can also be used as trash boxes in linear drainage runs of various channel types
- sludge trap: where the trapping of solids is a requirement, it is also possible to install the FASERFIX POINT KS trash box as a sludge trap. In that case, the outlet openings in the lower part will be closed off and an additional outlet opening will be inserted in the middle of the upper part.
- pump sump: the FASERFIX SUPER gully and the FASERFIX POINT KS point inlet type 40/40 be suitable as pump sump




## FASERFIX POINT KS at Wiener Platz, Dresden

The Wiener Platz is the central traffic hub in Dresden. The different transport modes, such as railway, cars, buses, tramway, bicycles and wheelchairs are interlinked on different levels. For a visually appealing streetscape design of surfaces and facades, the FASERFIX POINT KS yard gullies and FASERFIX SUPER channels were fitted with customfabricated stainless steel gratings.



## The special request from the client and architects:

- safety for pedestrians, cyclists and wheelchair users: narrow mesh size of the grating
- cost savings: no ingress of rough dirt items into the draining system
- harmonious overall design of channels and point inlets



FASERFIX®SUPER

FASERFIX®KS

FASERFIX®BIG SLG

FASERFIX®BIG BL

RECYFIX®PLUS X

RECYFIX®NC

RECYFIX®MONOTEC

RECYFIX®HICAP®F

FASERFIX®POINT KS

SERVICE CHANNEL

# YOUR BENEFITS WITH **FASERFIX** POINT KS

## HIGH-GRADE MATERIAL

- „Made in Germany“
- optimal stability through fibre-reinforced concrete (polypropylene fibres) with low weight
- adheres well to the foundation concrete (same coefficient of thermal expansion)
- installation without grating possible
- fire resistance class A1 (non-combustible) according to DIN 4102

= **QUALITY ASSURED / PERFORMANCE ASSURED**



## HEAVY-DUTY FRAME & SIDE-LOCK

- 20 mm x 20 mm Zarge frame and inlaying grating
- extremely durable connection between steel frame and concrete body
- 90 % time savings when fastened with boltless locking system **SIDE-LOCK** (compared to conventional fastening)
- insertion or replacement of the grating is possible without special tools, a screwdriver is sufficient

= **QUALITY ASSURED / COST SAVINGS**





### **IDEAL FOR ...**

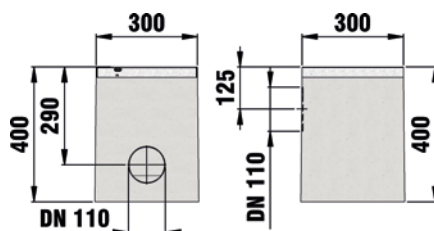
drainage of surface water at one point, such as in parking areas, yards and squares in commercial and private areas.



# FASERFIX®POINT KS 30/30

**FASERFIX®POINT KS 30/30, Point drainage, class D 400, complete with PVC-U socket and sealing DN/OD 110, foul air trap and PE mud bucket**

with longitudinal ductile iron grating SW 8 mm, KTL-coated



with longitudinal ductile iron grating SW 8 mm, galvanised



	Length mm	Width mm	Height mm	Weight kg	Item No.
with longitudinal ductile iron grating SW 8 mm, KTL-coated	300	300	400	49,50	4402
with longitudinal ductile iron grating SW 8 mm, galvanised	300	300	400	49,60	4422

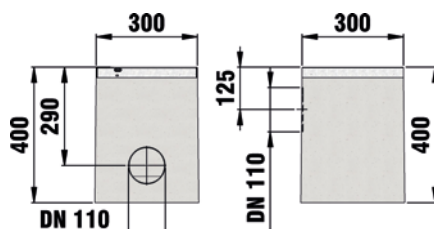
Point drainage tested according to EN 1433.

For FASERFIX POINT the same installation advices as for FASERFIX SUPER Channels are analogously valid.

The gratings are locked with boltless-locking system SIDE-LOCK.

**FASERFIX®POINT KS 30/30, Point drainage, class E 600, complete with PVC-U socket and sealing DN/OD 110, foul air trap and PE mud bucket**

with GUGI-Ductile iron mesh grating  
MW 15/25 mm, black



	Length mm	Width mm	Height mm	Weight kg	Item No.
with GUGI-Ductile iron mesh grating MW 15/25 mm, black	300	300	400	52,40	4400
with GUGI-Ductile iron mesh grating MW 15/25 mm, black, KTL-coated	300	300	400	52,00	4401
with GUGI-Ductile iron mesh grating MW 15/25 mm, galvanised	300	300	400	52,40	4420

Point drainage tested according to EN 1433.

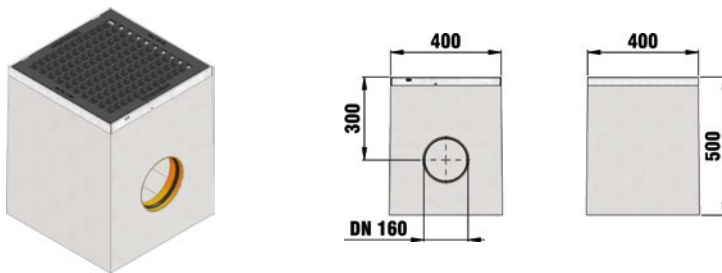
For FASERFIX POINT the same installation advices as for FASERFIX SUPER Channels are analogously valid.

The gratings are locked with boltless-locking system SIDE-LOCK.

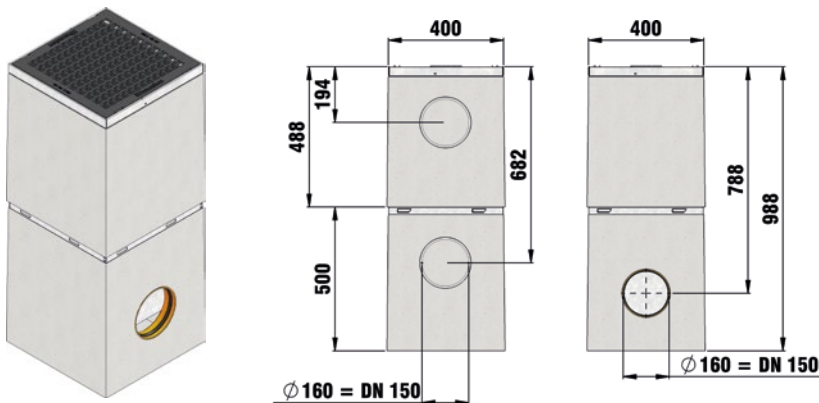
# FASERFIX®POINT KS 40/40

**FASERFIX®POINT KS 40/40**, Point drainage, **class E 600**, complete with PVC-U socket and sealing DN/OD 160, **foul air trap and PE mud bucket**

One piece with GUGI-Ductile iron mesh grating MW 15/25 mm, black



Two piece with GUGI-Ductile iron mesh grating MW 15/25 mm, black



	Length mm	Width mm	Height mm	Weight kg	Item No.
One piece with GUGI-Ductile iron mesh grating MW 15/25 mm, black	400	400	500	93,10	4700
Two piece with GUGI-Ductile iron mesh grating MW 15/25 mm, black	400	400	988	156,10	4800
One piece with GUGI-ductile iron mesh grating MW 15/25 mm, galvanised	400	400	500	94,00	4720
Two piece with GUGI-Ductile iron mesh grating MW 15/25 mm, galvanised	400	400	988	155,00	4820
Extension part	400	400	500	63,50	4825

Point drainage tested according to EN 1433.

For FASERFIX POINT the same installation advices as for FASERFIX SUPER Channels are analogously valid.  
The gratings are locked with boltless-locking system SIDE-LOCK.

FASERFIX®SUPER

FASERFIX®KS

FASERFIX®BIG SLG

FASERFIX®BIG BL

RECYFIX®PLUS X

RECYFIX®NC

RECYFIX®MONOTEC

RECYFIX®HICAP®F

FASERFIX®POINT KS

SERVICE CHANNEL